

SKYRC CG GAUGE

Instruction Manual (v1.0) SK - 500039

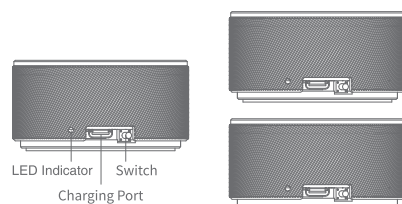
Introduction

Congratulations on the purchase of the SkyRC CG Gauge!


SkyRC CG Gauge consists of three weighing modules, which are wirelessly controlled through Bluetooth. It measures the model airplane's weight and center of gravity with a maximum load of 20kg.

Download the RC Gears app to get started to measure the real-time measuring data.

What is inside the box



CG Gauge *3pcs



RC Gears



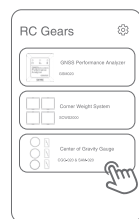
* Please scan the QR code to download the RC Gears app from App Store or Google Play!

Connecting


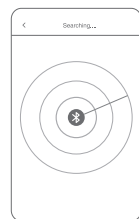
1. Please enable Bluetooth on your smartphone and open the app. Long press the switch to turn on the modules.



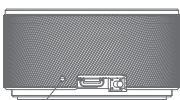
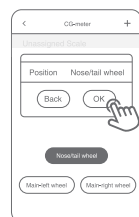
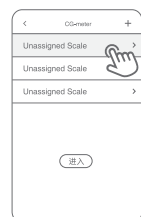
* Long press the switch to turn on



2. Search to connect the modules to the app.



3. Assign the modules to Nose/tail, Main-left wheel, Main-right wheel. The corresponding module flashes in blue when you are setting it in the app.

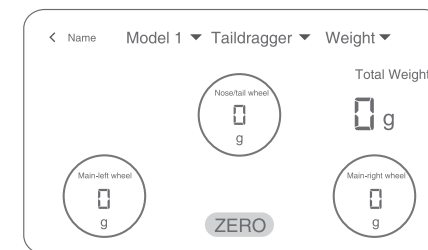
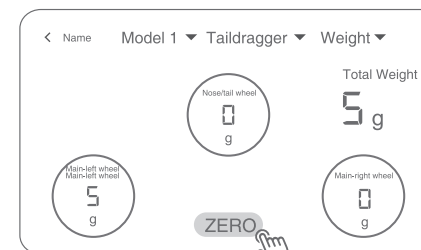


* The module flashes in blue

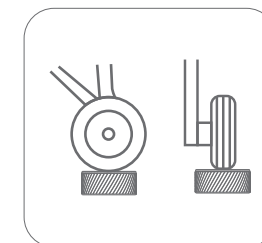
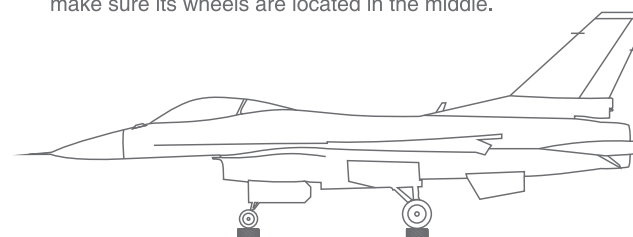
Weighing

1. Connecting the modules

2. Click to tare



2. Place the model airplane on the weighing modules and make sure its wheels are located in the middle.



4. Read the measuring data

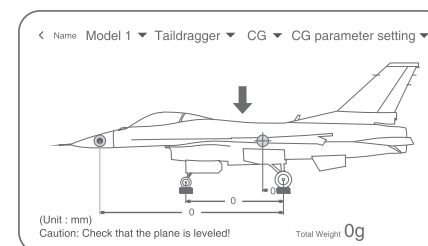
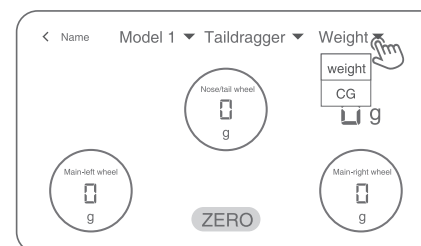
Center of Gravity Adjustment

1. Connecting the modules

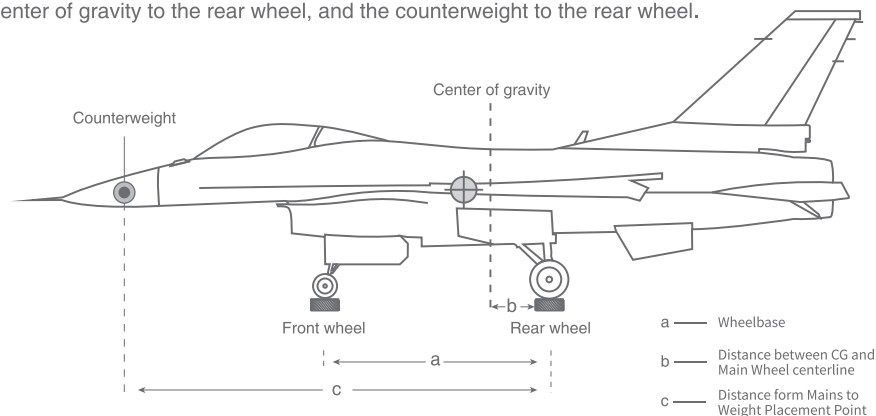
2. Click to tare

3. Place the model airplane on the weighing modules and make sure its wheels are located in the middle.

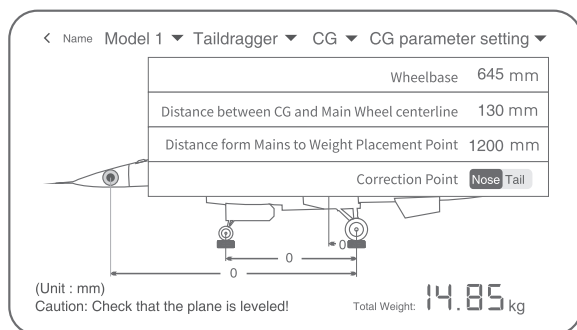
4. Switch to the interface of the center of gravity



5. Manually measure the distance from the front wheel to the rear wheel, the center of gravity to the rear wheel, and the counterweight to the rear wheel.

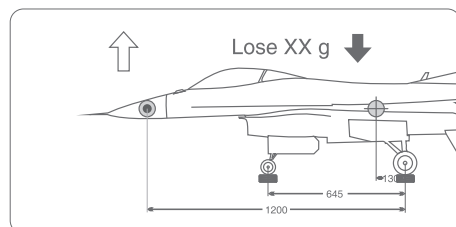


6. Enter the above-required value

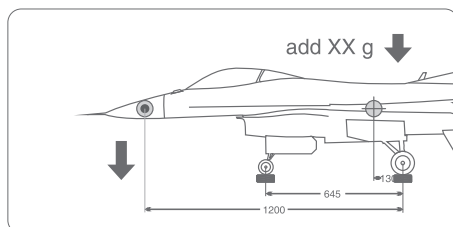


7. Read the measuring data:

On the nose or tail, there will be arrows indicating to increase or reduce weight. For example, on the nose, there is a solid arrow indicating to add 200g, which means that the model aircraft needs 200g weight to add at the nose to meet the requirements of the center of gravity.

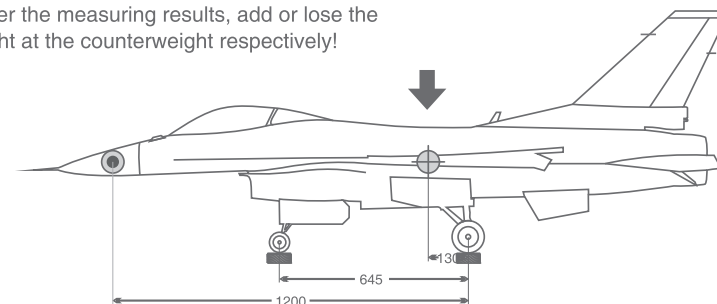


Lose weight at the counterweight position



Add weight at the counterweight position

8. As per the measuring results, add or lose the weight at the counterweight respectively!



LED Indicator

Constant Blue	App is connected and working	Flashing Red	Charging
Flashing Blue	Standby, waiting to be connected		

Specifications

Working Voltage: 3.4-4.2V

Working Current: <15mA

Interface: Type C

Input Voltage: 5V

Input Current: 200-300mA

Low-voltage Protection:

<3.4V (Flashes Red)

Load: max. 20kg/module

Accuracy: $\pm 3g$ (Measuring)

Accuracy: 1g/0.01oz (Display)

Working Temperature: 0°C-50°C

Working Humidity:

5%-90% (No Condensation)

Storage Temperature: -10°C-50°C

Storage Humidity:

1%-75% (No Condensation)

Size: D66*33mm

Weight: $\approx 160g$

WARRANTY AND SERVICE

We guarantee this product to be free of manufacturing and assembly defects for a period of one year from the time of purchase. The warranty only applies to material or operational defects, which are present at the time of purchase. During that period, we will repair or replace free of service charge for products deemed defective due to those causes. This warranty is not valid for any damage or subsequent damage arising as a result of misuse, modification or as a result of failure to observe the procedures outlined in this manual.

Note:

- The warranty service is valid in China only.
- If you need warranty service overseas, please contact your dealer in the first instance, who is responsible for processing guarantee claims overseas. Due to high shipping cost, complicated custom clearance procedures to send back to China. Please understand SkyRC can't provide warranty service to overseas end user directly.
- If you have any questions which are not mentioned in the manual, please feel free to send email to info@skysrc.com

Manufactured by
SKYRC TECHNOLOGY CO., LTD.
www.skysrc.com

www.skysrc.com

All specifications and figures are subject to change without notice.

© 2021.05

7504-1489-01